



DESCRIPTION:

MAIN FEATURES



Truth Table


**ABSOLUTE MAXIMUM RATINGS**

Parameter	Symbol	Value	Unit
		7	
		8	

NOTE1  $\dot{I}_i \cdot \% \mu o \cdot U \dot{I}_i, \dot{I} (\text{OE} \text{ } \mu \text{ v } \zeta$   
 NOTE2  $(\text{ } \text{OE} \text{ } \dot{I} u ] v \mu \dot{s} U Z X, X A \dot{\delta} i \cdot \dot{\delta} i 9$

**ELECTRICAL CHARACTERISTICS**

Parameter	Symbol	Condition	Min.	Typ.	Max.	Unit

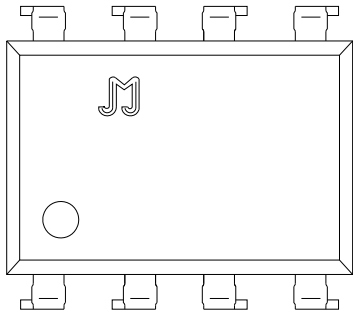
			Ú				
			∅				
			Ú				
			∅				

**SWITCHING SPECIFICATION**

Parameter	Symbol	Condition	Min.	Typ.	Max.	Unit



ORDERING AND MARKING INFORMATION

MARKING INFORMATION	
	<p>:K W }u%o vÇ ŒX                  ïïïZ W W Œš Eµu Œ                  sz tt W &gt;Kd EKX</p>
ORDERING INFORMATION	
JOC3120R(Y)(Z) GV	
<p>:K t }u%o vÇ ŒX                  ïïïZ t W Œš Eµu Œ                  z t &gt; &amp;}Œu K%o š]}v                  • t d %o v Z o K%o š]}v                  ' t 'Œ v                  s t s K%o š]}v ~s }Œ E}v •</p>	
Packing Quantity	
Option	Quantity
/W	ñì hv]š•ldµ
^D	íïï hv]š•lZ o

**JOC3120R**

FIG.7:

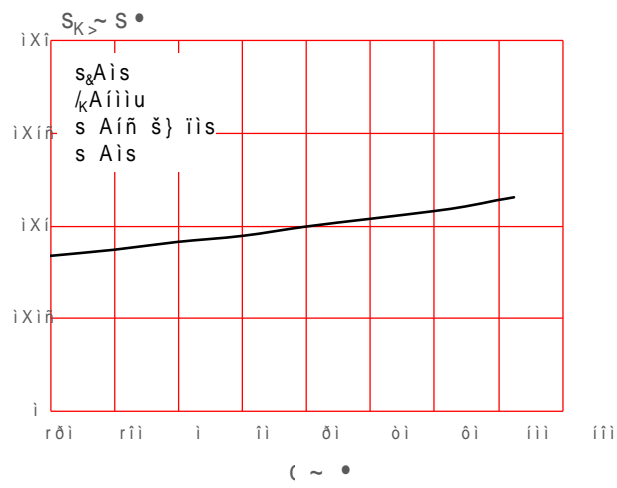


FIG.8:

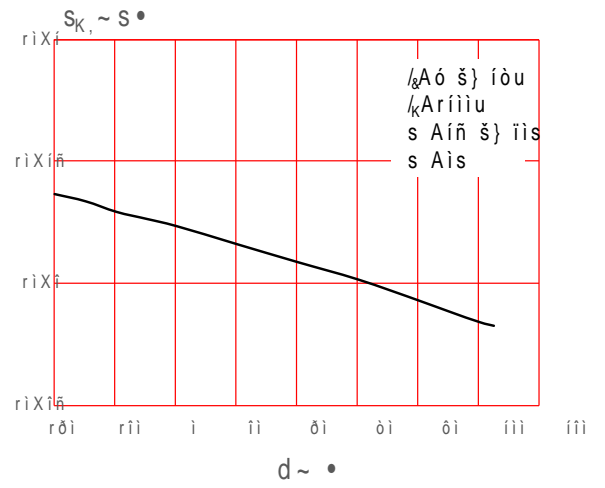


FIG.9:


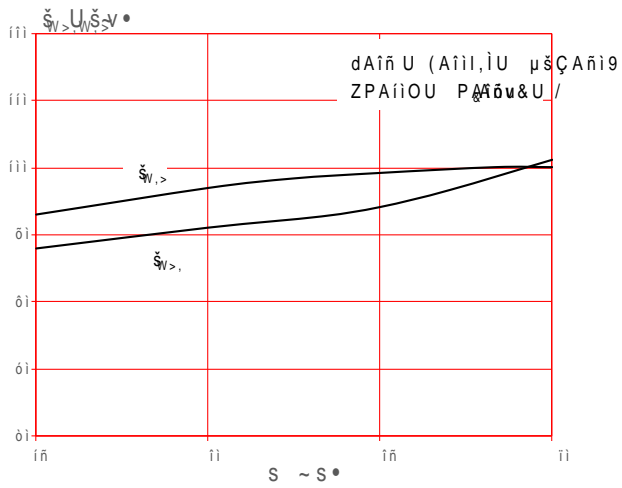


FIG.10:

FIG.13:



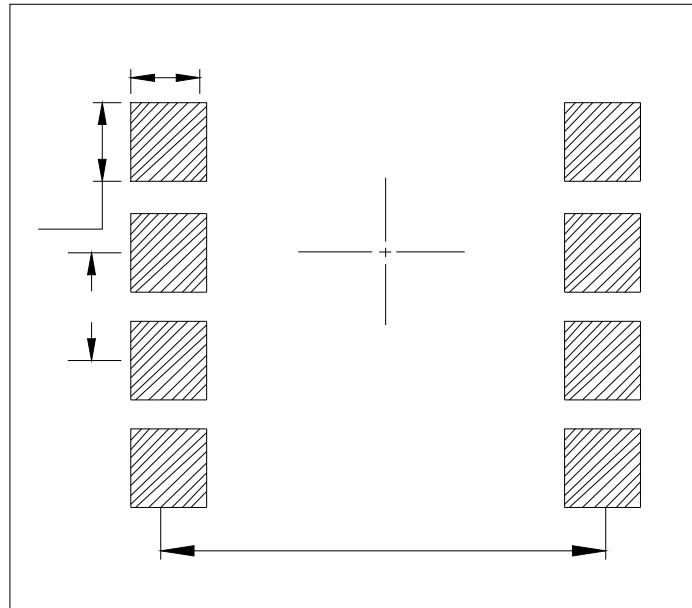
Test Circuits

FIG.14:





RECOMMENDED SOLDER MASK (Dimensions in mm unless otherwise stated)



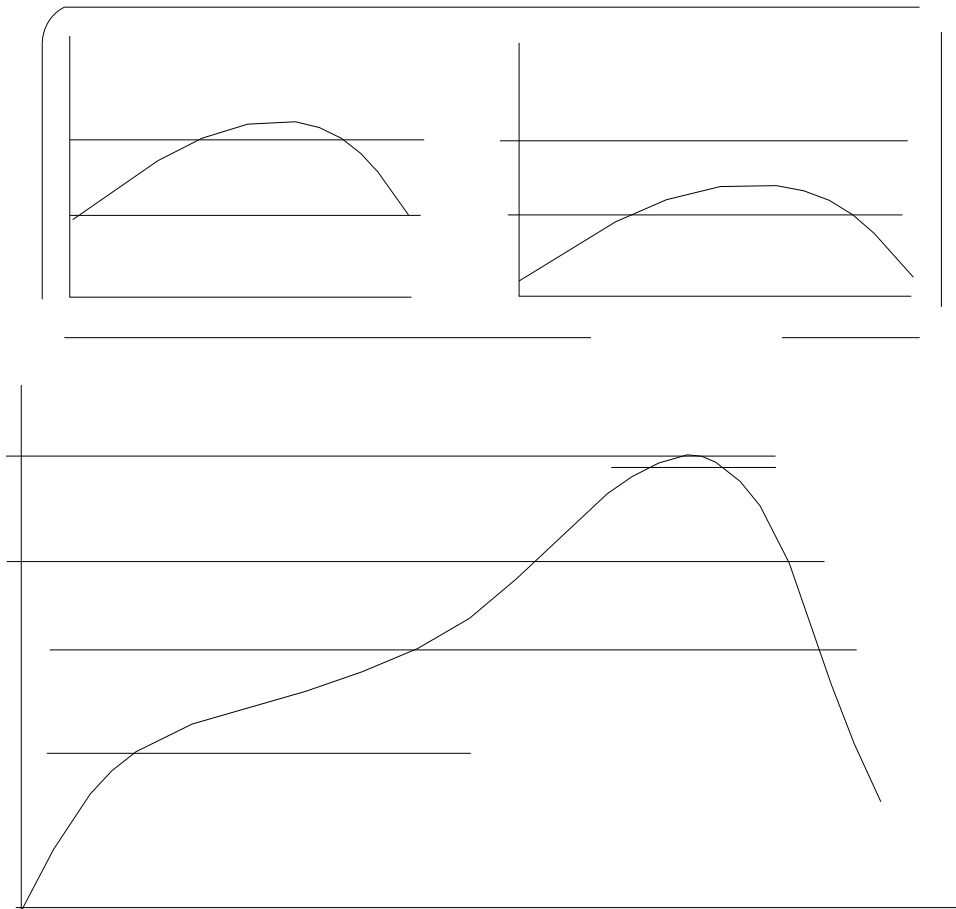
TUBE SP

š œ

g g



REFLOW INFORMATION



WAVE SOLDERING

