




DESCRIPTION:

The ACJT04K-800CW triac is suitable for general purpose AC switching. It can be used as an ON/OFF function in applications such as heating regulation, induction motor starting circuits, for phase control operation in light dimmers, motor speed controllers. The ACJT04K-800CW embeds a TVS structure to absorb the inductive turn-off energy such as those described in the IEC 61000-4-5 standards. Package TO-252 is RoHS compliant.



MAIN FEATURES

Symbol	Value	Unit
$I_{T(RMS)}$	4	A
V_{DRM}/V_{RRM}	800	V

ABSOLUTE MAXIMUM RATINGS

Parameter	Symbol	Value	Unit
Storage junction temperature range	T_{stg}	-40-150	
Operating junction temperature range	T_j	-40-125	
Repetitive peak off-state voltage ($T_j=25^\circ C$)	V_{DRM}	800	V
Repetitive peak reverse voltage ($T_j=25^\circ C$)	V_{RRM}	800	V
RMS on-state current ($T_c 0100^\circ C$)	$I_{T(RMS)}$	4	A
Non repetitive surge peak on-state current (full cycle, $t_p=20ms$, $T_j=25^\circ C$)	I_{TSM}	40	A
Non repetitive surge peak on-state current (full cycle, $t_p=16.6ms$, $T_j=25^\circ C$)		44	
I^2t value for fusing ($t_p=10ms$, $T_j=25^\circ C$)	I^2t	8	A^2s
Critical rate of rise of on-state current ($I_G=2 \times I_{GT}$, $f=100Hz$, $T_j=125^\circ C$)	di/dt	100	A/s
Peak gate current ($t_p=20\mu s$, $T_j=125^\circ C$)	I_{GM}	4	A
Average gate power dissipation ($T_j=125^\circ C$)	$P_{G(AV)}$	0.5	W
Peak gate power	P_{GM}	10	W

ACJT04K-800CW

ORDERING INFORMATION

AC AC switch JieJie Microelectronics Co., Ltd.	J	T Triacs IT(RMS):4A	04	K K:TO-252	-800 800:VDRM /VRRM 1800V	CW CW: IGT1-3 035 mA	-/ Blank:Tube -TR:Tape & Reel
---	----------	----------------------------------	-----------	----------------------	-------------------------------------	--------------------------------	--

MARKING

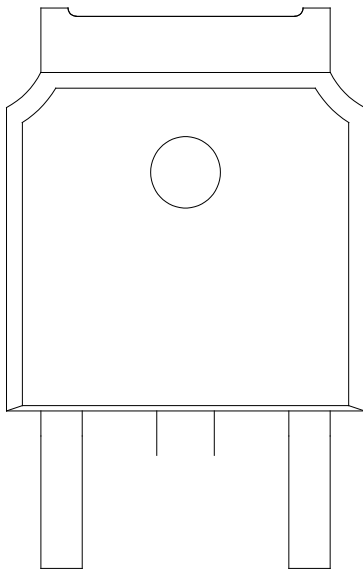


FIG.7: Relative variations of gate trigger current, holding current and latching current versus junction temperature

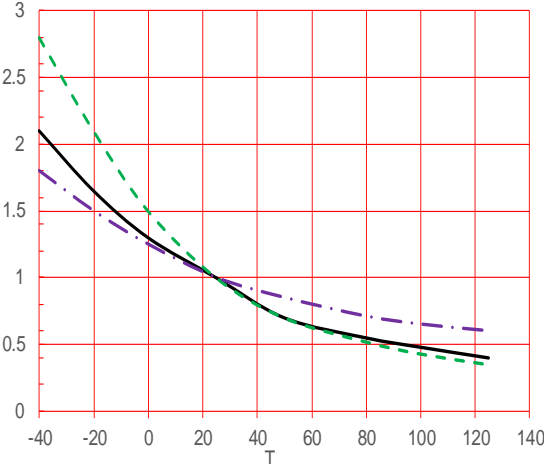


FIG.8 ÖTest circuit for inductive and resistive loads to IEC-61000-4-5 standards

