

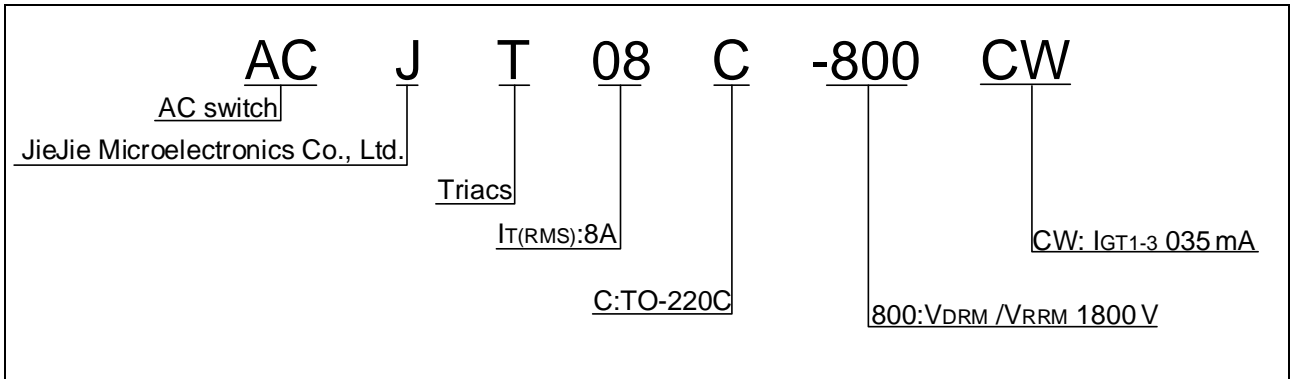


Peak pulse voltage ( $T_j=25$ ; non-repetitive, off-state; FIG.7)	$V_{pp}$	2.75	kV
--	----------	------	----

**ELECTRICAL CHARACTERISTICS** (unless otherwise specified)

Symbol	Test Condition	Quadrant	Value		Unit
$I_{GT}$	$V_D=12V$ $R_L=33$	- -	MAX.	35	mA
$V_{GT}$		- -	MAX.	1	V
$V_{GD}$	$V_D=V_{DRM}$ $T_j=125$ $R_L=3.3k$	- -	MIN.	0.2	V
$I_L$	$I_G=1.2I_{GT}$	-	MAX.		

ORDERING INFORMATION



MARKINGXXX XXX

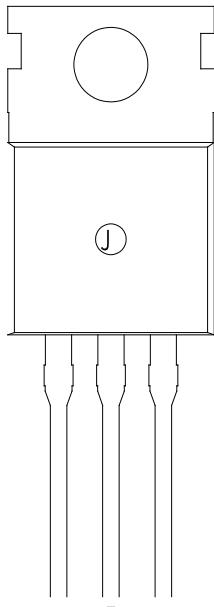


FIG.1: Maximum power dissipation versus RMS on-state current

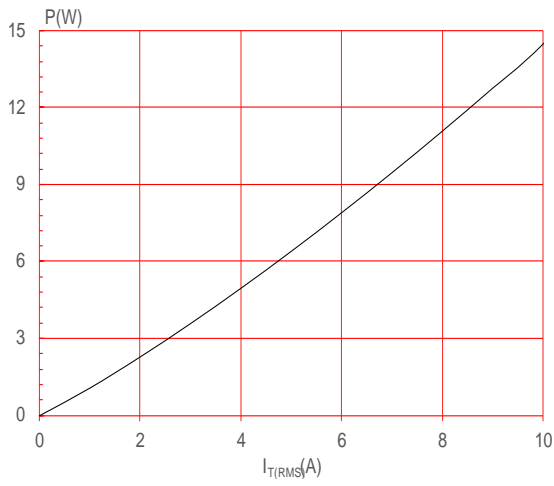



FIG.2: RMS on-state current versus case temperature



ACJT08C-800CW

## ORDERING INFORMATION

Order code	Voltage $V_{DRM}/V_{RRM}$ (V)	IGT(mA)	Package	Base qty. (pcs)	Delivery mode
ACJT08C-800CW	800	35	TO-220C	50	Tube

## Document Revision History

Date	Revision	Changes
Apr.13, 2023	A.1.0	Last updated
Oct.15, 2025	A.1.1	Revise PACKAGE MECHANICAL DATA

PACKAGE MECHANICAL DATA



Information furnished in this document is believed to be accurate and reliable. However, Jiangsu JieJie Microelectronics Co., Ltd. assumes no responsibility for the consequences of use without consideration.